

DRACO 85



language



FERRARI

DRACO 85 RANGE

Low profile tractors with differentiated wheels and short wheel base. Compact and agile for working in greenhouses, olive groves, orchards and vineyards also on slopes, pergola vineyards and canopy plantations or characterised by low foliage.

The Draco 85 range is available in 2 versions:

RS – Chassis with steering wheels, stability and adherence for use also in sloping areas.

DUALSTEER® – Chassis with central articulation and steering wheels for unrivalled manoeuvrability in tight spaces.



Compact Pro cabin
(opt.)

low-profile, pressurised and homologated cat. 4 for phytosanitary treatments in full safety.

New joystick
(opt.)

with PTO engagement button and potentiometer to adjust the hydraulic flow rate.

Smart Brake & Go

to stop and restart the tractor using only the brake pedal.

Power Clutch System

for maximum operational comfort.

Kohler engine

75 hp 4-cylinder Turbo Intercooler.

LED work lights

and compact design thanks to the 8 cm lower bonnet.

24" rear wheels

(also available with cabin) for maximum drive.

Ball joint lifting capacity

of 2700 k

New Easy Plus™ clutch

for progressive and smooth engagement.




CLEAN POWER

The Eagle 85 range is equipped with a **75 hp 4-cylinder Turbo Intercooler engine** with particulate filter, that BCS Group worked on in collaboration with Kohler for an advanced regeneration strategy guaranteeing maximum performance and reducing machine downtime to a minimum.

The **rpm is electronically controlled** quickly and precisely through a console positioned to the right of the steering wheel, with these functions:

- increase and decrease engine speed.
- memorize and recall the set speed.
- switch off and switch to minimum speed.




RENEWED TRANSMISSION

The adoption of a new vehicle control unit that offers very high automotive standards has made it possible to achieve the most from the electro-hydraulic clutch and to equip the Draco 85 range with some exclusive features:

- **Easy Plus™ clutch:** multidisc in oil bath with hydraulic control is electronically controlled by software that filters any poor use of the clutch pedal by the operator, guaranteeing progressive engagement, without damage and wear.
- **Power Clutch System:** using the button located on the reverser and speed levers, the operator can change the direction of the tractor or change speed without using the clutch pedal, for maximum operating comfort.
- **Smart Brake & Go:** this system, which is activated from a button on the dashboard, makes it possible to stop the tractor and restart using only the brake pedal without using the clutch.

Transmission can optionally be equipped with the exclusive **EasyDrive® electro-hydraulic power shuttle.**

The comfortable reverser lever on the left of the steering wheel allows the operator to **reverse the driving direction without lifting his hands from the steering wheel and without using the clutch pedal**, while keeping the vehicle control at any time and working comfortably.



Power Clutch System



Smart Brake & Go



Easy Plus™ clutch

DUALSTEER®

To be agile is a crucial characteristic for all tractors in the vineyard and orchard. The market demand is therefore to have **machines that are ever more agile and manoeuvrable in tight and narrow spaces**, even on a slope, since it is crucial to be able to operate better and achieve high productivity levels.

The **Dualsteer® version**, unique on the market, offers unrivalled manoeuvrability thanks to the double steering system that combines and synchronises the central joint of the frame with front wheel steering.

This patented system makes it possible to achieve a **steering angle of approximately 70°** to exit and enter the next row with a single manoeuvre with evident time saving, increased production and less compaction of the soil.


WINNING IN EVERY FIELD OF USE

Its unrivalled turning radius makes the **Dualsteer® version** the best in numerous fields of use:

- vineyards and orchards with limited space for manoeuvre at the end of the field
- greenhouse cultivations
- horticultural-floricultural-nursery sector

In comparison to crawlers, on steeper slopes and uneven ground Dualsteer® offers a dual advantage:

- superior stability and traction of the 4 wheels always adherent to the ground thanks to the OS-FRAME swinging chassis.
- minimisation of soil damage caused by iron tracks during manoeuvres at the end of the field.



CAB CAT. 4

The **driving platform is hanging on silent-blocks** to dampen vibrations and noise to the advantage of operating comfort.

The **new COMPACT PRO cab**, available on request, is characterised by a low-profile monocoque chassis that optimises the work under the foliage, in pergola vineyards, canopy plantations and greenhouses thanks to the minimum height from the ground of only 176 cm at the apex of the cab.

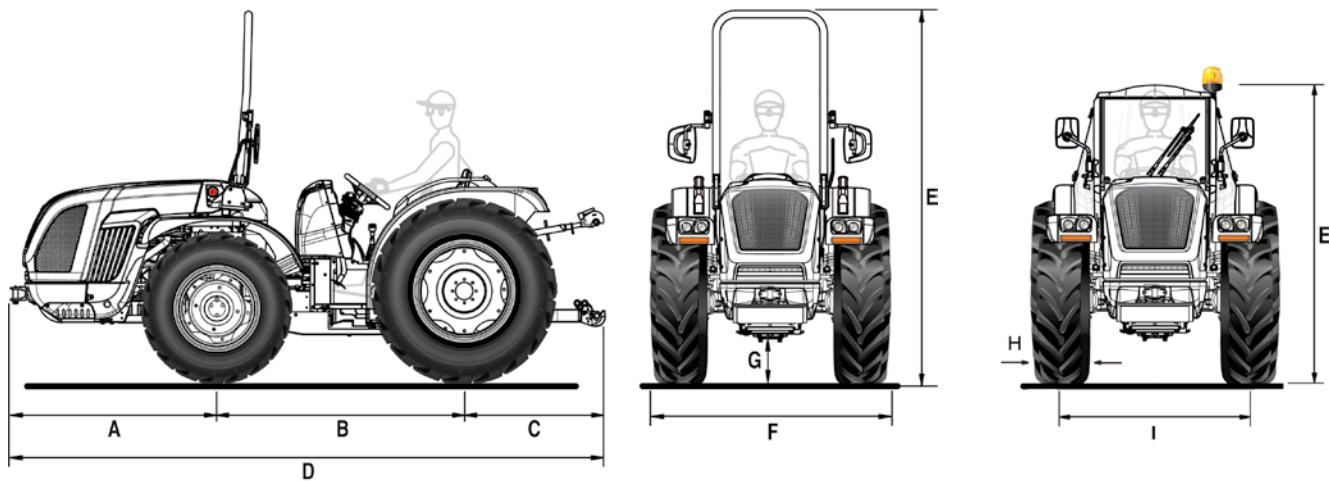
Equipped with air conditioning with automotive-design air vents set up in front of the operator, the **COMPACT PRO cabin is pressurised and homologated cat. 4**.

The active carbon filters isolate the operator from toxic inhalations during phytosanitary treatments, for a **healthy and safe working environment**.



DRACO 85 RS

Data Sheet



A	B	C	D	E min/max (with roll-bar)	E min/max (with cab)	G min/max
1365	1607	963	3935	2216 / 2316	1765 / 1865	157 / 257

* Dimensions in mm

	260/70 R16	300/70 R20	260/70 R16	340/65 R20	280/70-18	360/70 R20	280/70-18	320/70 R24
	front	rear	front	rear	front	rear	front	rear
H	258	295	258	343	265	357	265	316
I	1122 / 1522	1054 / 1490	1122 / 1522	1054 / 1490	1098 / 1538	1170 / 1490	1098 / 1538	1034 / 1518
F	1380 / 1780	1349 / 1785	1380 / 1780	1397 / 1833	1363 / 1803	1527 / 1847	1363 / 1803	1350 / 1834

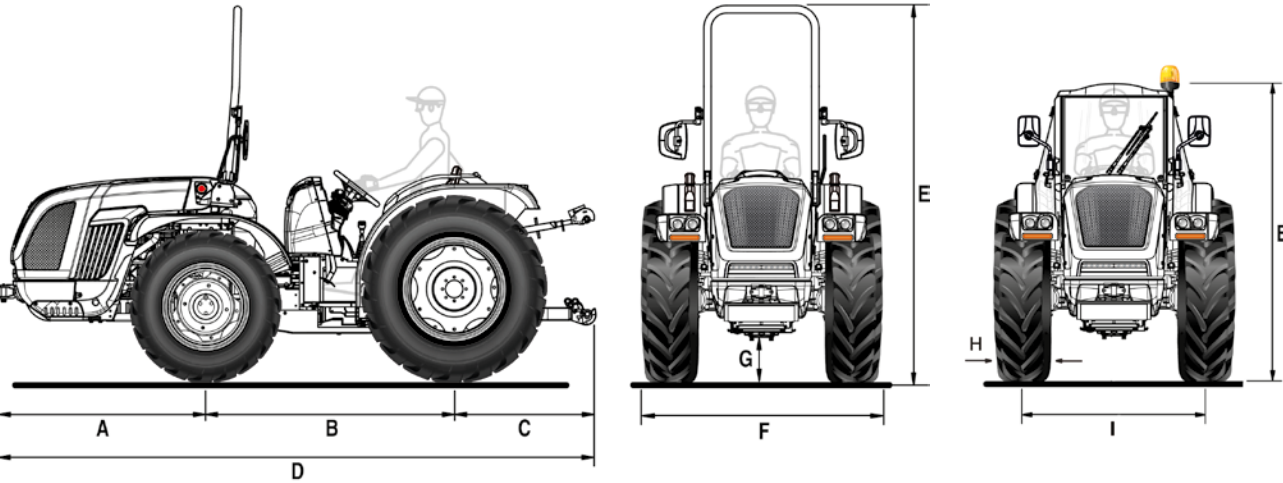
	320/65 R18	380/70 R20	340/65 R18	420/65 R24	320/65 R18	320/70 R24	280/70 R18	380/70 R20
	front	rear	front	rear	front	rear	front	rear
H	319	380	343	418	319	316	265	380
I	1166 / 1470	1170 / 1490	1166 / 1470	1190 / 1460	1166 / 1470	1034 / 1518	1098 / 1538	1170 / 1490
F	1485 / 1789	1550 / 1870	1509 / 1813	1608 / 1878	1485 / 1789	1350 / 1834	1363 / 1803	1550 / 1870

* Dimensions in mm - min / max
H = Tyre width - I = Wheel track - F = Tractor width

TECHNICAL FEATURES	DRACO 85 RS
ENGINE	Kohler KDI 2504 TCR
No. of cylinders	4 in-line / 16 valves
Displacement (cc)	2482
Intake	Turbo / Intercooler
Fuel system	"Common rail" direct injection - 2000 bar
Emissions compliance	Stage V
Balancing	Counter-balance shafts
Power (kW/hp)	55.4 / 75.3
Rated speed (rpm)	2300
Max torque (Nm/rpm)	300 / 1500
Engine speed management	Electronically regulated via a console with functions for: increase and decrease engine speed, memorize and recall the set speed, switch off and switch to minimum speed
Cooling	Liquid
Tank capacity (l)	78 (version with roll-bar) - 58 (version with cabin)
CHASSIS	Swinging integral chassis (±15°) OS-FRAME with steering wheels
DRIVE	Four-wheel drive. Front-wheel drive disengagement with electro-hydraulic control
TRANSMISSION	32-speed synchronised gearbox: 16 FWD and 16 REV with synchronised reverser
Min/max travel speed (km/h)	0.7 / 40
POWER SHUTTLE EASYDRIVE® (optional)	Electro-hydraulic power shuttle electronically actuated with the lever (three-position FWD-N-REV) located on the left of steering wheel. Possibility to choose from 5 levels of reactivity
Transmission clutch	Multidisc in oil bath with electronically-managed and proportional hydraulic control. Power Clutch System button for engaging gears and reverser without using the clutch pedal. PRO-ACT System clutch pedal with Easy Plus™ assisted engagement. Smart Brake & Go function for automatic clutch management only with the brake pedal.
DIFFERENTIAL	Front and rear. Differential lock: front and rear simultaneously or rear only with electro-hydraulic control
AXLES	Front with planetary reduction units and rear with bull-gear units
REAR PTO	Independent from the gearbox and synchronised with the forwarding speed. Negative safety hydraulic brake to stop the PTO
PTO clutch	Multidisc in oil bath with electro-hydraulic control
PTO rotation speed (rpm)	Standard: 540/540E - Optional: 540/1000
HYDRAULIC SYSTEM	Dual circuit with independent pumps and heat exchanger
Flow rate to the hydroguide and the electro-hydraulic controls (l/min)	33.5
Flow rate to the lift and the control valves (l/min)	29.5 (optional oversized pump with 51 l/min flow rate)
Maximum hydraulic pressure (bar)	180
REAR CONTROL VALVES	Mechanically controlled
Standard	2 double-acting + free flow oil return (total 5 hydraulic outlets)
Optional and in addition to the standard ones	1 single-acting and 1 double-acting (total 8 hydraulic outlets) or 1 double-acting and 1 double-acting with float (total 9 hydraulic outlets)
Joystick (optional)	Proportional electronic control of lifts and control valves consisting of: 1 continuous flow with adjustable flow rate and free flow oil return, 3 double-acting (replacing the standard ones) and oversized pump (total 8 hydraulic outlets). Potentiometer for adjusting hydraulic flow. Remote control for PTO engagement.
REAR LIFT	By two external rams. Standard: raising/lowering - Optional: position and draft control
3-point implement hitch	Standard: Normal couplings cat. 1 and 2. Optional: fixed arms with quick-couplings cat. 1 and 2 or L-shaped arms with quick-couplings cat. 1 and 2
Third point tie rod	Standard: with manual adjustment - Optional: hydraulically controlled upper link and tie rod link arm
Ball joint lifting capacity (kg)	2700
FRONT LIFT (optional)	Two rams with front protection and 2 double-acting control valves (total 4 front hydraulic outlets)
Third point arms	Rigid with quick-couplings cat. 1 and 2
Lifting capacity (kg)	800
DRIVING POSITION	Monodirectional with platform suspended on silent-blocks. Suspended pedals mounted on control tower
Steering wheel	Tilt adjustable
Seat	With safety belt and man-on-board sensor. Standard: comfort seat with adjustable spring tension according to the operator's weight - Optional: 'Kab' lowered seat or 'Grammer' pneumatic seat
SERVICE BRAKES	Oil bath discs with hydrostatic control, acting on the four wheels with automatic engagement of the 4-wheel drive. Independent manoeuvring brakes acting on the rear wheels
Parking brake	Standard: acting on the rear transmission, with lever control - Optional: automatic and independent Brake-Off acting as emergency brake with proportional action (standard with cab)
STEERING	Hydrostatic steering acting on the front wheels
SAFETY	Standard: front homologated roll-bar with gas springs for easy lowering and lifting
CABIN (optional)	COMPACT PRO low-profile, pressurised and homologated cat. 4. Soundproof, with monocoque body mounted on silent-blocks, beacon lamp and fabric seat. Safety cell integrated into the structure, automotive-type instrument dashboard and air vents. Air conditioning and Brake-Off parking brake as standard. Optional: active carbon filters
DASHBOARD	With TFT colour display showing: hours of operation, engine rpm, forwarding speed, PTO rpm, particulate filter clogging level, instantaneous fuel consumption, battery voltage and current time. Analogue instrumentation complete with engine rpm, engine coolant temperature and fuel level indicator. Warning lights and acoustic alarm
ELECTRIC SYSTEM	Battery 80 Ah / 12 V - Alternator 95 A
Standard equipment	Vehicle Control Unit, street light and indicator system, front LED working lights, single-pole dashboard socket, rear 7-pin and 3-pin sockets
TYRES	260/70R16"300/70R20 - 260/70R16"340/65R20 - 280/70-18"360/70R20 - 280/70-18"320/70R24 - 320/65R18"380/70R20 - 320/65R18"320/70R24 - 340/65R18"420/65R24 - 280/70R18"380/70R20
TOW HOOKS (standard)	Front - Rear CUNA cat. C adjustable in height
Optional	Rear tow hook: EC approved or EC with Slider frame or CUNA with Slider frame or EC tow bar with Slider frame
RUNNING ORDER WEIGHT	With roll-bar (kg): 2460 - With cab (kg): 2640
ADDITIONAL OPTIONS	Front bumper, beacon lamp, rear adjustable working light, Self Cleaning System™, front weights kg 150, wheel weights kg 50 each, cast iron flange kg 70 each for 24" rear wheels, black and white 'Special Edition' livery

DRACO 85 DUALSTEER®

Data Sheet



A	B	C	D	E min/max (with roll-bar)	E min/max (with cab)	G min/max
1365	1607	963	3935	2216 / 2316	1765 / 1865	156 / 221

* Dimensions in mm

	260/70 R16	300/70 R20	260/70 R16	340/65 R20	280/70-18	360/70 R20	280/70-18	320/70 R24
	front	rear	front	rear	front	rear	front	rear
H	258	295	258	343	265	357	265	316
I	1122 / 1522	1054 / 1490	1122 / 1522	1054 / 1490	1098 / 1538	1170 / 1490	1098 / 1538	1034 / 1518
F	1380 / 1780	1349 / 1785	1380 / 1780	1397 / 1833	1363 / 1803	1527 / 1847	1363 / 1803	1350 / 1834

	320/65 R18	380/70 R20	340/65 R18	420/65 R24	320/65 R18	320/70 R24	280/70 R18	380/70 R20
	front	rear	front	rear	front	rear	front	rear
H	319	380	343	418	319	316	265	380
I	1166 / 1470	1170 / 1490	1166 / 1470	1190 / 1460	1166 / 1470	1034 / 1518	1098 / 1538	1170 / 1490
F	1485 / 1789	1550 / 1870	1509 / 1813	1608 / 1878	1485 / 1789	1350 / 1834	1363 / 1803	1550 / 1870

* Dimensions in mm - min / max
H = Tyre width - I = Wheel track - F = Tractor width

TECHNICAL FEATURES	DRACO 85 DUALSTEER®
ENGINE	Kohler KDI 2504 TCR
No. of cylinders	4 in-line / 16 valves
Displacement (cc)	2482
Intake	Turbo / Intercooler
Fuel system	“Common rail” direct injection - 2000 bar
Emissions compliance	Stage V
Balancing	Counter-balance shafts
Power (kW/hp)	55.4 / 75.3
Rated speed (rpm)	2300
Max torque (Nm/rpm)	300 / 1500
Engine speed management	Electronically regulated via a console with functions for: increase and decrease engine speed, memorize and recall the set speed, switch off and switch to minimum speed
Cooling	Liquid
Tank capacity (l)	78 (version with roll-bar) - 58 (version with cabin)
CHASSIS	Swinging integral chassis (±15°) OS-FRAME with central articulation and steering wheels
DRIVE	Four-wheel drive. Front-wheel drive disengagement with electro-hydraulic control
TRANSMISSION	32-speed synchronised gearbox: 16 FWD and 16 REV with synchronised reverser
Min/max travel speed (km/h)	0.7 / 40
POWER SHUTTLE EASYDRIVE® (optional)	Electro-hydraulic power shuttle electronically actuated with the lever (three-position FWD-N-REV) located on the left of steering wheel. Possibility to choose from 5 levels of reactivity
Transmission clutch	Multidisc in oil bath with electronically-managed and proportional hydraulic control. Power Clutch System button for engaging gears and reverser without using the clutch pedal. PRO-ACT System clutch pedal with Easy Plus™ assisted engagement. Smart Brake & Go function for automatic clutch management only with the brake pedal.
DIFFERENTIAL	Front and rear. Differential lock: front and rear simultaneously or rear only with electro-hydraulic control
AXLES	Front with planetary reduction units and rear with bull-gear units
REAR PTO	Independent from the gearbox and synchronised with the forwarding speed. Negative safety hydraulic brake to stop the PTO
PTO clutch	Multidisc in oil bath with electro-hydraulic control
PTO rotation speed (rpm)	Standard: 540/540E - Optional: 540/1000
HYDRAULIC SYSTEM	Dual circuit with independent pumps and heat exchanger
Flow rate to the hydroguide and the electro-hydraulic controls (l/min)	33.5
Flow rate to the lift and the control valves (l/min)	29.5 (optional oversized pump with 51 l/min flow rate)
Maximum hydraulic pressure (bar)	180
REAR CONTROL VALVES	Mechanically controlled
Standard	2 double-acting + free flow oil return (total 5 hydraulic outlets)
Optional and in addition to the standard ones	1 single-acting and 1 double-acting (total 8 hydraulic outlets) or 1 double-acting and 1 double-acting with float (total 9 hydraulic outlets)
Joystick (optional)	Proportional electronic control of lifts and control valves consisting of: 1 continuous flow with adjustable flow rate and free flow oil return, 3 double-acting (replacing the standard ones) and oversized pump (total 8 hydraulic outlets). Potentiometer for adjusting hydraulic flow. Remote control for PTO engagement.
REAR LIFT	By two external rams. Standard: raising/lowering - Optional: position and draft control
3-point implement hitch	Standard: Normal couplings cat. 1 and 2. Optional: fixed arms with quick-couplings cat. 1 and 2 or L-shaped arms with quick-couplings cat. 1 and 2
Third point tie rod	Standard: with manual adjustment - Optional: hydraulically controlled upper link and tie rod link arm
Ball joint lifting capacity (kg)	2700
FRONT LIFT (optional)	Two rams with front protection and 2 double-acting control valves (total 4 front hydraulic outlets)
Third point arms	Rigid with quick-couplings cat. 1 and 2
Lifting capacity (kg)	800
DRIVING POSITION	Monodirectional with platform suspended on silent-blocks. Suspended pedals mounted on control tower
Steering wheel	Tilt adjustable
Seat	With safety belt and man-on-board sensor. Standard: comfort seat with adjustable spring tension according to the operator's weight - Optional: 'Kab' lowered seat or 'Grammer' pneumatic seat
SERVICE BRAKES	Oil bath discs with hydrostatic control, acting on the four wheels with automatic engagement of the 4-wheel drive. Independent manoeuvring brakes acting on the rear wheels
Parking brake	Standard: acting on the rear transmission, with lever control - Optional: automatic and independent Brake-Off acting as emergency brake with proportional action (standard with cab)
STEERING	Double steering system Dualsteer® with 4-cylinders. Hydrostatic steering acting on front wheels and central joint
SAFETY	Standard: front homologated roll-bar with gas springs for easy lowering and lifting
CABIN (optional)	COMPACT PRO low-profile, pressurised and homologated cat. 4. Soundproof, with monocoque body mounted on silent-blocks, beacon lamp and fabric seat. Safety cell integrated into the structure, automotive-type instrument dashboard and air vents. Air conditioning and Brake-Off parking brake as standard. Optional: active carbon filters
DASHBOARD	With TFT colour display showing: hours of operation, engine rpm, forwarding speed, PTO rpm, particulate filter clogging level, instantaneous fuel consumption, battery voltage and current time. Analogue instrumentation complete with engine rpm, engine coolant temperature and fuel level indicator. Warning lights and acoustic alarm
ELECTRIC SYSTEM	Battery 80 Ah / 12 V - Alternator 95 A
Standard equipment	Vehicle Control Unit, street light and indicator system, front LED working lights, single-pole dashboard socket, rear 7-pin and 3-pin sockets
TYRES	260/70R16*300/70R20 - 260/70R16*340/65R20 - 280/70-18*360/70R20 - 280/70-18*320/70R24 - 320/65R18*380/70R20 - 320/65R18*320/70R24 - 340/65R18*420/65R24 - 280/70R18*380/70R20
TOW HOOKS (standard)	Front - Rear CUNA cat. C adjustable in height
Optional	Rear tow hook: EC approved or EC with Slider frame or CUNA with Slider frame or EC tow bar with Slider frame
RUNNING ORDER WEIGHT	With roll-bar (kg): 2520 - With cab (kg): 2640
ADDITIONAL OPTIONS	Front bumper, beacon lamp, rear adjustable working light, Self Cleaning System™, front weights kg 150, wheel weights kg 50 each, cast iron flange kg 70 each for 24" rear wheels, black and white 'Special Edition' livery

THE SERVICES



SPARE PARTS

A complete range of original spare parts, guaranteed directly by the manufacturer.



ASSISTANCE

A team of specialists, well prepared and available to assure an efficient and resolving service.



LUBRICANTS

We recommend to use the original PowerLube lubricants.



FINANCIAL SERVICES

Financial solutions to meet the credit requirements.



MADE IN ITALY